

TECHNICAL SPECIFICATION

LED Downlights RDLCOB



Technical data

- Model: 10W; 15W; 25W; 30W
- Colour temperature: 4000-4300K / 2700-3000K
- Rated voltage: 230V / 50/60Hz
- Lumens /whole fixture/:
 - 10W – 800lm
 - 15W – 1200lm
 - 25W – 2000lm
 - 30W – 2400lm
- Power Supply: control gear, DC device – driver, included in the set
- LED type : COB
- Light source: Epistar Taiwan
- Colour rendering index: Ra≥80
- Switch on/off > 20 000
- Protection against dust and moisture: IP44
- Housing: aluminum
- Colour of the housing: white; satin nickel
- Diffuser: glass
- Installation: recessed mounting
- Long life: 30 000 hours
- Beam angle: 140°

- Power factor: $\lambda > 0.9$

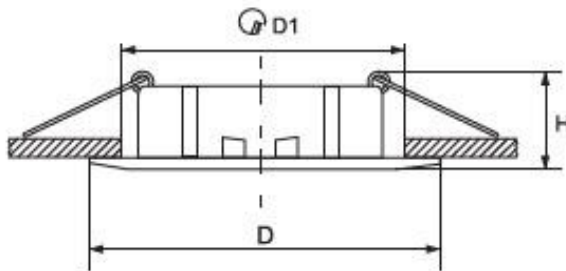
Areas of application

- Commercial buildings
- Administrative buildings
- Residential buildings
- Banks
- Hospitals
- Schools
- Entertainment and leisure spots

Product benefits

- Energy-saving fixture in replacement of fluorescent downlights
- Safety, low voltage operation
- Installation in suspended ceilings
- Pleasant and uniform light distribution
- Low power consumption
- Repeated switch on/off does not affect the lifespan
- Instant light with maximum luminous flux
- Environmentally friendly - no mercury and lead
- No ultraviolet and infrared rays
- Resistant to shock and vibration-free body
- Low heat emission
- Compact size

Variants and dimensions

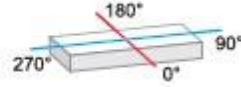


Watt	LED chip lumens (lm)	Whole fixture lumens (lm)	Colour temp. (K)	Colour body	Size			Catalogue number	Packin g (pcs)
					D	H	D1		
10W	1100	800	4000-4300	white	128	45	113	92DLC1040/WH	30
10W	1100	800	2700-3000	white	128	45	113	92DLC1027/WH	30
10W	1100	800	4000-4300	satin nickel	128	45	113	92DLC1040/SN	30
10W	1100	800	2700-3000	satin nickel	128	45	113	92DLC1027/SN	30
15W	1650	1200	4000-4300	white	165	50	150	92DLC1540/WH	30
15W	1650	1200	2700-3000	white	165	50	150	92DLC1527/WH	30
15W	1650	1200	4000-4300	satin nickel	165	50	150	92DLC1540/SN	30
15W	1650	1200	2700-3000	satin nickel	165	50	150	92DLC1527/SN	30
25W	2750	2000	4000-4300	white	190	60	175	92DLC2540/WH	30
25W	2750	2000	2700-3000	white	190	60	175	92DLC2527/WH	30
25W	2750	2000	4000-4300	satin nickel	190	60	175	92DLC2540/SN	30
25W	2750	2000	2700-3000	satin nickel	190	60	175	92DLC2527/SN	30
30W	3300	2400	4000-4300	white	230	97	215	92DLC3040/WH	30
30W	3300	2400	2700-3000	white	230	97	215	92DLC3027/WH	30
30W	3300	2400	4000-4300	satin nickel	230	97	215	92DLC3040/SN	30
30W	3300	2400	2700-3000	satin nickel	230	97	215	92DLC3027/SN	30

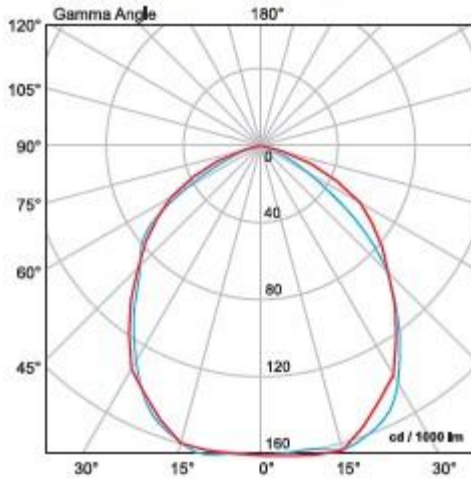
Luminous distribution curves

C0° / C180°

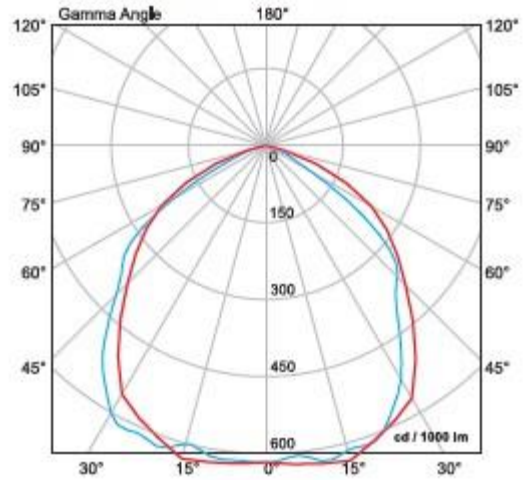
C90° / C270°



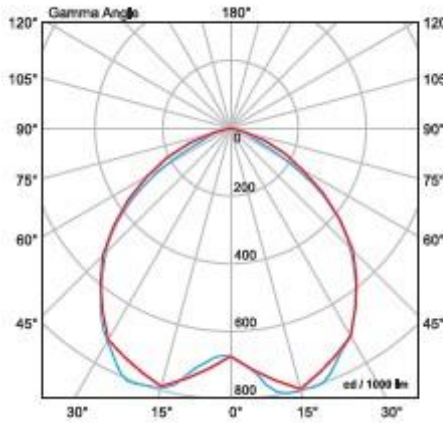
RDLCOB 10W



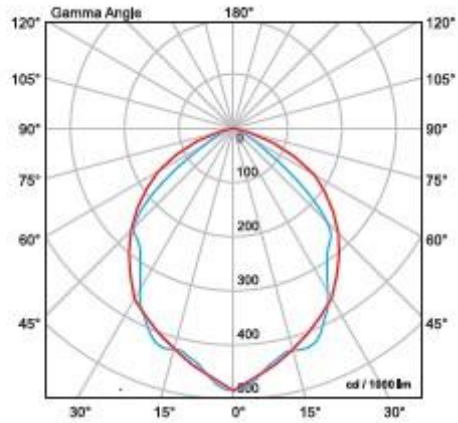
RDLCOB 15W



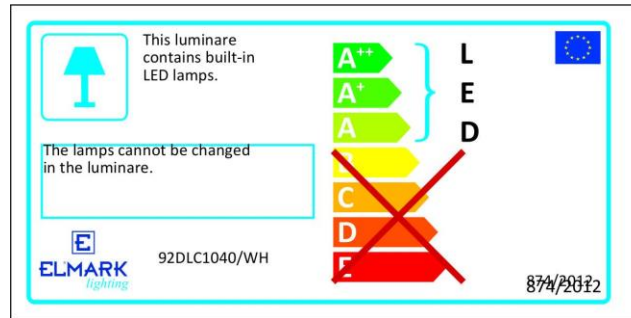
RDLCOB 25W



RDLCOB 30W



Energy efficiency



Barcodes

Barcode	Catalogue number
3800131185860	
3800131185877	92DLC1027/WH
3800131185884	92DLC1540/WH
3800131185891	92DLC1527/WH
3800131185907	92DLC2540/WH
3800131185914	92DLC2527/WH
3800131185921	92DLC3040/WH
3800131185938	92DLC3027/WH
3800131185945	92DLC1040/SN
3800131185952	92DLC1027/SN
3800131185969	92DLC1540/SN
3800131185976	92DLC1527/SN
3800131185983	92DLC2540/SN
3800131185990	92DLC2527/SN
3800131186003	92DLC3040/SN
3800131186010	92DLC3027/SN

Standards

EN 55015

EN 61000-3-2; EN 61000-3-3

EN 61547

EN 61000-4-2; EN 61000-4-4; EN 61000-4-5;
EN 61000-4-8; EN 61000-4-11

EN 60598-1

EN 60598-2

